 <p>澳門特別行政區政府 Governo da Região Administrativa Especial de Macau 衛生局 Serviços de Saúde</p>	<p>疾病預防控制中心 技術指引 CDC (Macao SS) Technical Guidelines</p>	<p>No.: 124.CDC-NDIV.GL.2020 Ver.: 1.0 Created on: 2020.08.10 Revised on: --- Page: 1 / 3</p>
<p><b>預防新型冠狀病毒肺炎 - 由內地經澳門機場訪澳人士防疫要求和注意事項</b> <b>Prevent Novel Coronavirus Pneumonia –</b> <b>Anti-epidemic Requirements and Important Notes for Passengers Arriving</b> <b>in Macao from the Mainland via Macao International Airport</b></p>		

## **I. Passengers entering Macao via Macao-bound aircrafts are required to hold:**

- A green “Macao Health Code”
- Proof of negative COVID-19 test conducted within 7 days

## **II. Important Notes:**

### **Proof of negative COVID-19 test conducted within 7 days must be presented:**


1. Upon boarding a Macao-bound vessel/ aircraft; or
2. Upon entry into Macao; or
3. Upon entry into a casino in Macao.

### **Proof of negative COVID-19 test accepted by the Health Bureau of the Macao SAR Government:**

1. Display of real-time (not screen captured) Macao Health Code, Yuekang Code or other health codes recognized by the local governments, the name on which is the same as the one that appears on the identification document;
2. Hard copy report issued by a health institution recognized by the local governments in Mainland China, the name on which is the same as the one that appears on the identification document;
3. Hard copy report issued by a qualified COVID-19 testing organization announced by the health authorities in Macao.

### **Requirements on hard copy reports accepted by the Health Bureau of the Macao SAR Government:**

1. Original of the report; or

 <p>澳門特別行政區政府 Governo da Região Administrativa Especial de Macau 衛生局 Serviços de Saúde</p>	<p>疾病預防控制中心 技術指引 CDC (Macao SS) Technical Guidelines</p>	<p>No.: 124.CDC-NDIV.GL.2020 Ver.: 1.0 Created on: 2020.08.10 Revised on: --- Page: 2 / 3</p>
<p><b>預防新型冠狀病毒肺炎 - 由內地經澳門機場訪澳人士防疫要求和注意事項</b> <b>Prevent Novel Coronavirus Pneumonia –</b> <b>Anti-epidemic Requirements and Important Notes for Passengers Arriving</b> <b>in Macao from the Mainland via Macao International Airport</b></p>		

2. Photocopy/ print copy/ fax copy of the report, provided that:


- the original chop of the health institution is affixed thereto; or
- on the scene, the attached document in the e-mail (not screen capture) on the electronic device is opened, giving evidence that the issuer is a laboratory/ hospital/ clinic; or
- on the scene, the website of the laboratory/ hospital/ clinic is accessed showing relevant proof (not screen capture).

**“Macao Health Code” must be presented:**

1. Upon check-in with the airline at the airport of departure;
2. Upon boarding a Macao-bound aircraft;
3. During health quarantine upon arrival at the Macao International Airport or other ports in Macao;
4. Upon admission to a hotel, casino, museum or other public places and government departments in Macao.

**Requirements of health code for entry into Macao or premises:**

- A dynamic “Macao Health Code” (with real-time counting) is required for check-in with an airline or entry into a casino or other key premises; for entry into other locations, a screenshot of Macao Health Code within the past 6 hours can be used.
- A directly generated “Macao Health Code” can be used when entering into Macao via the Macao International Airport; however, a “Macao Health Code” converted from “Yuekang Code” should be used when entering into Macao via a Guangdong-Macao land boundary control point.


 <p>澳門特別行政區政府 Governo da Região Administrativa Especial de Macau 衛生局 Serviços de Saúde</p>	<p>疾病預防控制中心 技術指引 CDC (Macao SS) Technical Guidelines</p>	<p>No.: 124.CDC-NDIV.GL.2020 Ver.: 1.0 Created on: 2020.08.10 Revised on: --- Page: 3 / 3</p>
<p><b>預防新型冠狀病毒肺炎 - 由內地經澳門機場訪澳人士防疫要求和注意事項</b> <b>Prevent Novel Coronavirus Pneumonia –</b> <b>Anti-epidemic Requirements and Important Notes for Passengers Arriving</b> <b>in Macao from the Mainland via Macao International Airport</b></p>		

- When travelling to Guangdong province from Macao via a Guangdong-Macao border control point, a “Yuekang Code Clearance Certificate (Inbound)” converted from “Macao Health Code” must be used. For Mainland residents, “Yuekang Code” should be firstly generated, then convert the “Yuekang Code” to “Macao Health Code (converted)”, and finally apply for “Yuekang Code Clearance Certificate”.

### III.Steps to generate a “Macao Health Code” directly

1. Scan QR code to enter the “Macao Health Code” page;
2. Click **“Enter”**;
3. After you have read and agreed to the terms, check **“I have read and agree to the above terms”** and click **“Next”**;
4. Fill in your personal information, answer whether you have any symptoms, whether you have been in contact with a COVID-19 confirmed case in the past 14 days, as well as travel history in the past 14 days, then click **“Next”**;
5. Verify your personal information, click **“Next”** if there is no modification;
6. Enter verification code as shown in the image, then click **“Next”**;
7. After submission, a “Macao Health Code” in either green, yellow or red will be generated. Only persons with green code are allowed for boarding vessels or aircrafts.
8. Companions can be added when necessary.
9. It is suggested to screen capture the “Macao Health Code” at the airport of departure in order to avoid failure in generating code upon arrival due to network problem. (screenshot made within the past 6 hours is accepted upon arrival in Macao)
10. It is suggested to bookmark or save the “Macao Health Code” website to your browser to facilitate the code generation in the future.



 <p>澳門特別行政區政府 Governo da Região Administrativa Especial de Macau 衛生局 Serviços de Saúde</p>	<p>疾病預防控制中心 技術指引 CDC (Macao SS) Technical Guidelines</p>	<p>No.: 125.CDC-NDIV.GL.2020 Ver.: 1.0 Created on: 2020.08.10 Revised on: --- Page: 1 / 3</p>
<p><b>預防新型冠狀病毒肺炎 - 由內地經海路訪澳人士防疫要求和注意事項</b> <b>Prevent Novel Coronavirus Pneumonia –</b> <b>Anti-epidemic Requirements and Important Notes for</b> <b>Passengers Arriving in Macao from the Mainland by Sea</b></p>		

## **I. Passengers entering Macao via Macao-bound vessels are required to hold:**

- A green “Macao Health Code”
- Proof of negative COVID-19 test conducted within 7 days

## **II. Important Notes:**

### **Proof of negative COVID-19 test conducted within 7 days must be presented:**


1. Upon boarding a Macao-bound vessel/ aircraft; or
2. Upon entry into Macao; or
3. Upon entry into a casino in Macao.

### **Proof of negative COVID-19 test accepted by the Health Bureau of the Macao SAR Government:**

1. Display of real-time (not screen captured) Macao Health Code, Yuekang Code or other health codes recognized by the local governments, the name on which is the same as the one that appears on the identification document;
2. Hard copy report issued by a health institution recognized by the local governments in Mainland China, the name on which is the same as the one that appears on the identification document;
3. Hard copy report issued by a qualified COVID-19 testing organization announced by the health authorities in Macao.

### **Requirements on hard copy reports accepted by the Health Bureau of the Macao SAR Government:**

1. Original of the report; or

 <p>澳門特別行政區政府 Governo da Região Administrativa Especial de Macau 衛生局 Serviços de Saúde</p>	<p>疾病預防控制中心 技術指引 CDC (Macao SS) Technical Guidelines</p>	<p>No.: 125.CDC-NDIV.GL.2020 Ver.: 1.0 Created on: 2020.08.10 Revised on: --- Page: 2 / 3</p>
<p><b>預防新型冠狀病毒肺炎 - 由內地經海路訪澳人士防疫要求和注意事項</b> <b>Prevent Novel Coronavirus Pneumonia –</b> <b>Anti-epidemic Requirements and Important Notes for</b> <b>Passengers Arriving in Macao from the Mainland by Sea</b></p>		


2. Photocopy/ print copy/ fax copy of the report, provided that:
  - the original chop of the health institution is affixed thereto; or
  - on the scene, the attached document in the e-mail (not screen capture) on the electronic device is opened, giving evidence that the issuer is a laboratory/ hospital/ clinic; or
  - on the scene, the website of the laboratory/ hospital/ clinic is accessed showing relevant proof (not screen capture).

**“Macao Health Code” must be presented:**

1. Upon check-in with the ferry service provider at the terminal of departure;
2. Upon boarding a Macao-bound vessel;
3. During health quarantine upon arrival at a ferry terminal or other ports in Macao;
4. Upon admission to a hotel, casino, museum or other public places and government departments in Macao.

**Requirements of health code for entry into Macao or premises:**

- A dynamic “Macao Health Code” (with real-time counting) is required for check-in with a ferry service provider or entry into a casino or other key premises; for entry into other locations, a screenshot of Macao Health Code within the past 6 hours can be used.
- A directly generated “Macao Health Code” can be used when entering into Macao via a ferry terminal; however, a “Macao Health Code” converted from “Yuekang Code” should be used when entering into Macao via a Guangdong-Macao land boundary control point.
- When travelling to Guangdong province from Macao via a Guangdong-Macao border control point, a “Yuekang Code Clearance Certificate (Inbound)” converted from

 澳門特別行政區政府 Governo da Região Administrativa Especial de Macau 衛生局 Serviços de Saúde	疾病預防控制中心 技術指引 CDC (Macao SS) Technical Guidelines	No.: 125.CDC-NDIV.GL.2020 Ver.: 1.0 Created on: 2020.08.10 Revised on: --- Page: 3 / 3
<p style="text-align: center;"><b>預防新型冠狀病毒肺炎 - 由內地經海路訪澳人士防疫要求和注意事項</b></p> <p style="text-align: center;"><b>Prevent Novel Coronavirus Pneumonia – Anti-epidemic Requirements and Important Notes for Passengers Arriving in Macao from the Mainland by Sea</b></p>		

“Macao Health Code” must be used. For Mainland residents, “Yuekang Code” should be firstly generated, then convert the “Yuekang Code” to “Macao Health Code (converted)”, and finally apply for “Yuekang Code Clearance Certificate”.

### III.Steps to generate a “Macao Health Code” directly

1. Scan QR code to enter the “Macao Health Code” page;
2. Click **“Enter”**;
3. After you have read and agreed to the terms, check **“I have read and agree to the above terms”** and click **“Next”**;
4. Fill in your personal information, answer whether you have any symptoms, whether you have been in contact with a COVID-19 confirmed case in the past 14 days, as well as travel history in the past 14 days, then click **“Next”**;
5. Verify your personal information, click **“Next”** if there is no modification;
6. Enter verification code as shown in the image, then click **“Next”**;
7. After submission, a “Macao Health Code” in either green, yellow or red will be generated. Only persons with green code are allowed for boarding vessels or aircrafts.
8. Companions can be added when necessary.
9. It is suggested to screen capture the “Macao Health Code” at the airport of departure in order to avoid failure in generating code upon arrival due to network problem. (screenshot made within the past 6 hours is accepted upon arrival in Macao)
10. It is suggested to bookmark or save the “Macao Health Code” website to your browser to facilitate the code generation in the future.

